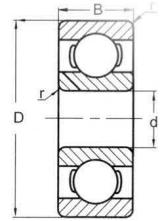
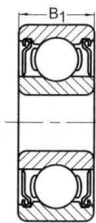


CORROSION RESISTANT

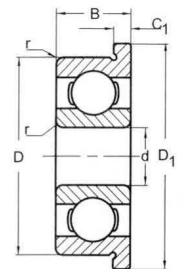
STAINLESS STEEL AISI 440C



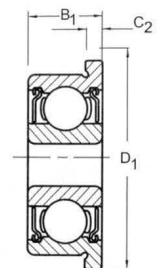
Open



Type ZZ
with double shields
or
Type 2RS
with doubles seals



Type F
with flanged outer ring



Type F-ZZ
with flanged outer ring
and double shields
or
Type F-2RS doubles seals

Unit No.	Boundary Dimensions Inch / mm						
	d	D	B	B ₁	D ₁	C ₁	C ₂
SR144	0.125 3.175	0.250 6.35	0.0938 2.381	0.1094 2.778	0.296 7.518	0.023 0.584	0.031 0.787
SR166	0.1875 4.763	0.375 9.525	0.125 3.175	0.125 3.175	0.422 10.719	0.023 0.584	0.031 0.787
SR188	0.250 6.350	0.500 12.700	0.125 3.175	0.1875 4.763	0.547 13.894	0.023 0.584	0.045 1.143
SR1810	0.3125 7.938	0.500 12.700	0.1563 3.969	0.1563 3.969	0.547 13.894	0.031 0.787	0.031 0.787
SR3	0.1875 4.763	0.500 12.700	0.1563 3.969	0.196 4.978	0.565 14.351	0.042 1.067	0.042 1.067
SR4	0.250 6.350	0.625 15.875	0.196 4.978	0.196 4.978	0.690 17.526	0.042 1.067	0.042 1.067
SR6	0.375 9.525	0.875 22.225	0.2188 5.556	0.2813 7.144	0.969 24.613	0.062 1.575	0.062 1.575
SR8	0.500 12.700	1.125 28.575	0.250 6.350	0.3125 7.938	1.225 31.115	0.062 1.575	0.062 1.575
SR10	0.625 15.875	1.375 34.925	0.344 8.731	0.344 8.731	-	-	-
SR12	0.750 19.050	1.625 41.275	0.3125 7.9375	0.4375 11.1125	-	-	-
SR16	1.000 25.400	2.000 50.800	0.375 9.525	0.500 12.700	-	-	-
SR20	1.250 31.75	2.250 57.150	0.375 9.525	0.500 12.700	-	-	-
S608	8	22	7	7	25	1.5	1.5
S688	8	16	5	5	18	1	1.1
S6000	10	26	8	-	-	-	-
S6001	12	28	8	-	-	-	-
S6002	15	32	9	-	-	-	-
S6003	17	35	10	-	-	-	-
S6004	20	42	12	-	-	-	-
S6005	25	47	12	-	-	-	-
S6006	30	52	13	-	-	-	-
S6007	35	62	14	-	-	-	-
S6008	40	68	15	-	-	-	-
S6009	45	75	16	-	-	-	-
S6200	10	30	9	-	-	-	-
S6201	12	32	10	-	-	-	-
S6202	15	35	11	-	-	-	-
S6203	17	40	12	-	-	-	-
S6204	20	47	14	-	-	-	-
S6205	25	52	15	-	-	-	-
S6206	30	62	16	-	-	-	-
S6207	35	72	17	-	-	-	-

Other Sizes Available on Request on 6 Weeks Lead Time.

SPECIALS